

APAC TRAVEL TRENDS 2020



Contents

Travel Trends in 2020	4
Emerging Destinations in 2020	8
Top 10 Popular Destinations	14
Cabin Class Trends	16
Beyond 2020	18
– Sustainability and Travel	
APAC Market Deep Dives:	20
– Australia	22
– Hong Kong	24
– India	26
– Japan	28
– Singapore	30
– South Korea	32
– Taiwan	34
Methodology & Contact Us	36



Welcoming a new decade of travel.

Travel is all about change. A change of scenery, a change of pace. And in our APAC Travel Trends report, you'll see how travel is changing too – from upcoming destinations to new trip types. Speaking of change, it has also been a time of rejuvenation for us. Our new brand refresh not only updated our look, but also our outlook on empowering better, more sustainable modern travel for you.

With our recent milestone of reaching 100 million travellers, insights that come from travel searches help us understand your needs as a traveller. For instance, let's look at travel types. The growing popularity of Slow Travel and the presence of many beach destinations tell us that relaxation is of utmost importance. Social media's drop as a travel inspiration source, coupled with the increase of trips to off-the-radar destinations allude to a need to disconnect from a high-engagement lifestyle to a more introspective and transformative one.

The rise of Asian destinations also show continued appetite for travel that is supported by increased accessibility from low cost carriers and even cheaper air fares. And on that topic, the rise of more affordable Business Class and Premium Economy fares have also boosted luxury travel around the region.

As we look to a new decade, we've also changed how we think about travel. Knowing the huge, positive impact our actions can have, we've made it our mission to lead the global transformation to modern and sustainable travel.

It's our way of ensuring that everybody can keep exploring and discovering, into 2020 and beyond. We hope you'll enjoy this year's report!

From,
All your friends at Skyscanner

Travel Trends in 2020



From Solo to Slow

In 2019, Solo Travel was the most popular trip type (22%). This was followed by fans of Slow Travel (18%), while 16% of travellers booked Micro Escapes – or a quick getaway to escape the daily grind.

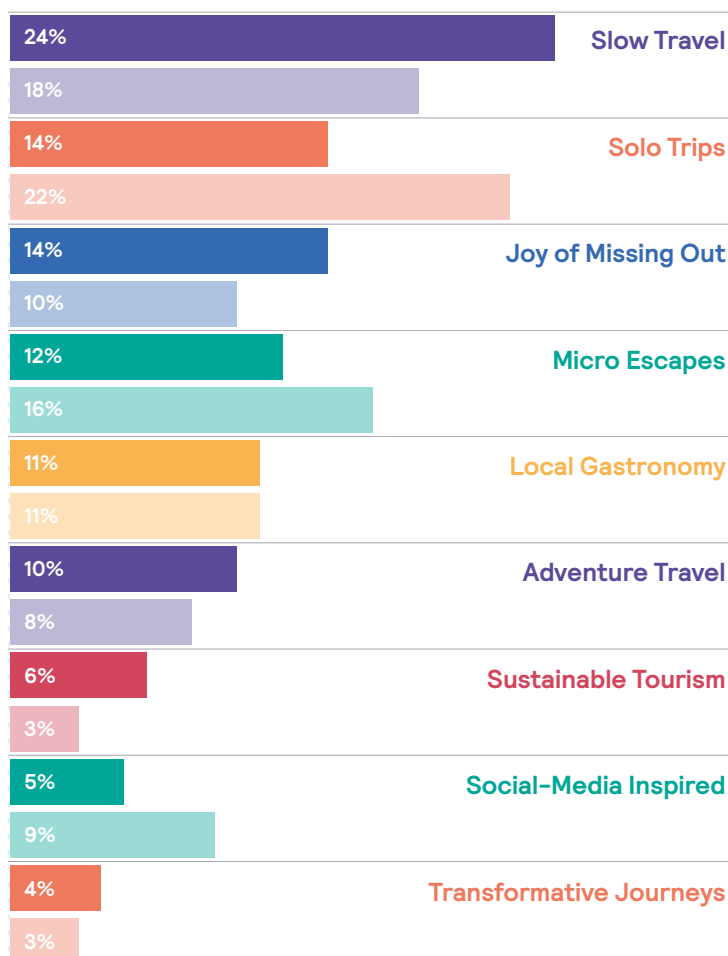
However, when the same respondents were asked about the types of trips they'd likely take in 2020, Slow Travel was the most popular (24%), followed by a fast-growing category of travellers seeking trips to experience the Joy of Missing Out (JOMO), visiting destinations with fewer tourists (14%).

Trips inspired by social media, which was amongst the top motivators for travel in 2018, recorded the biggest drop (-44%) this year. And despite lower numbers, more travellers have indicated that they would like to travel more sustainably in 2020, with 82% growth in this category.

Here's an in-depth look at the six most popular travel trends in 2020.

2020 vs 2019 Trips

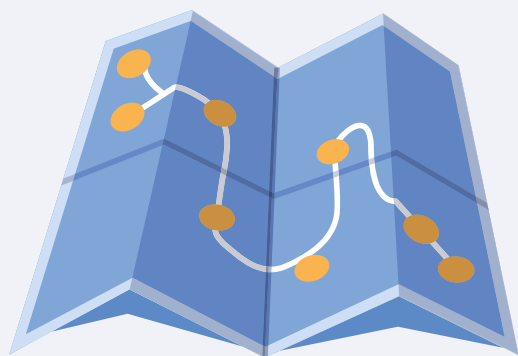
% share of responses from trips travelled in 2019, and potential trips in 2020



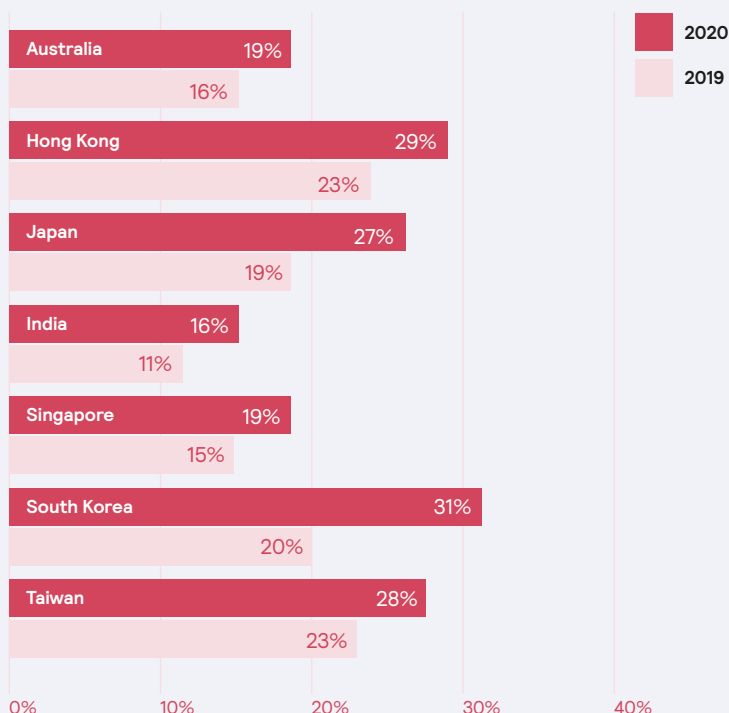
Slow Travel

Have you ever returned from a holiday feeling tired and in need of another? You're not alone. At least a third of travellers from South Korea and a quarter of Japanese travellers felt the need to take as much time as they needed to fully immerse and explore.

But some are starting to prioritise quality over quantity. Originating from the Slow Food Movement, Slow Travel emphasises on connecting with the location, your travel companions and a more leisurely way of living. Whether it's one week or once-budget-runs-out, Slow Travel welcomes long walks and non-scheduled activities.



% of travellers opting for Slow Travel

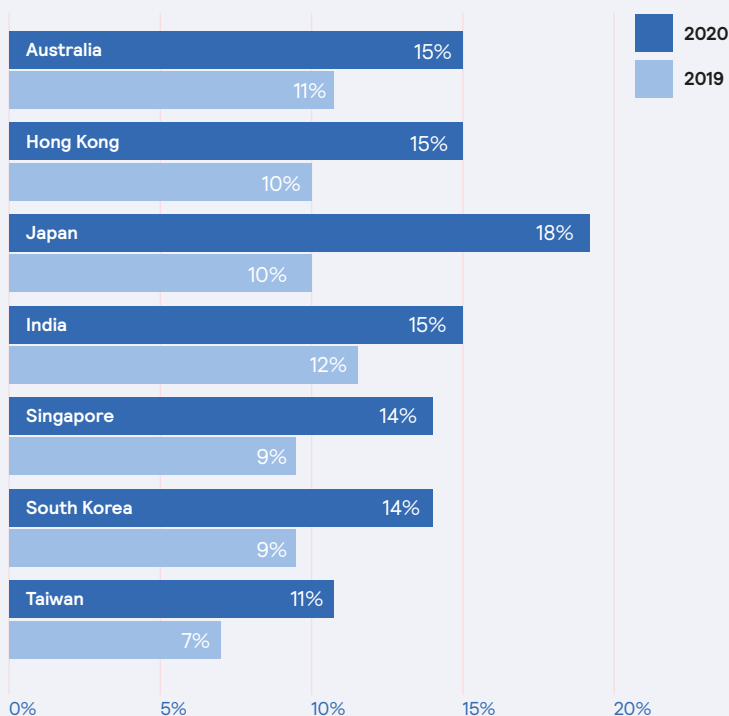


JOMO Trips

If you think it sounds familiar, that's because you might have heard of its cousin, FOMO. JOMO (or the 'Joy Of Missing Out') is choosing to enjoy your trip instead of worrying about how it looks on social media. The JOMO Traveller is particular about escaping the hustle, opting to travel off-season to alternative destinations to avoid crowds.

JOMO Trips are the second most popular trip type in 2020. Representing 14% of all potential trips, this is a 50% increase from JOMO Trips taken in 2019. Travellers from Japan (89% YoY) and Singapore (62% YoY) are more likely to travel to emerging destinations in 2020 over more popular and crowded places.

% of travellers opting for JOMO Trips

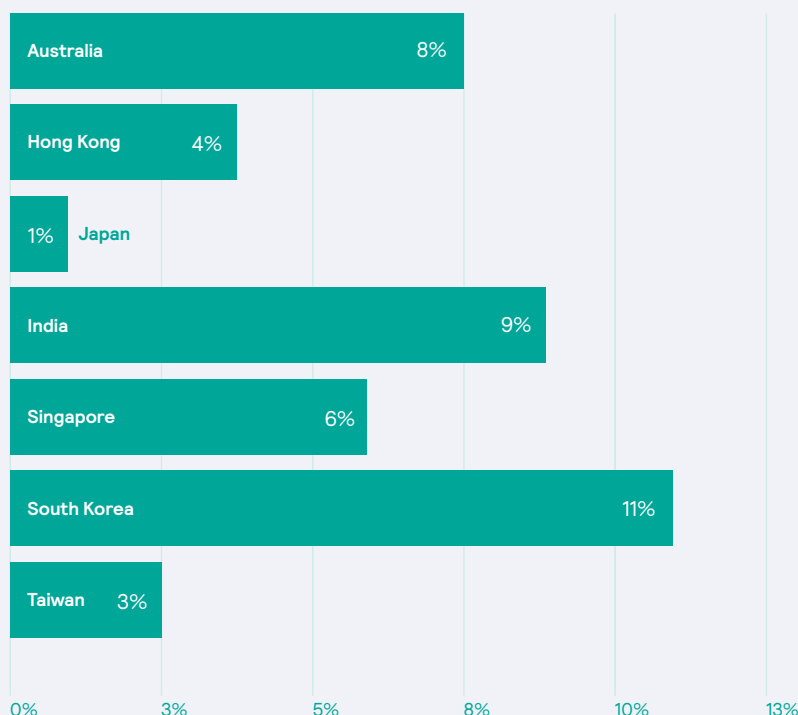


Sustainable Tourism

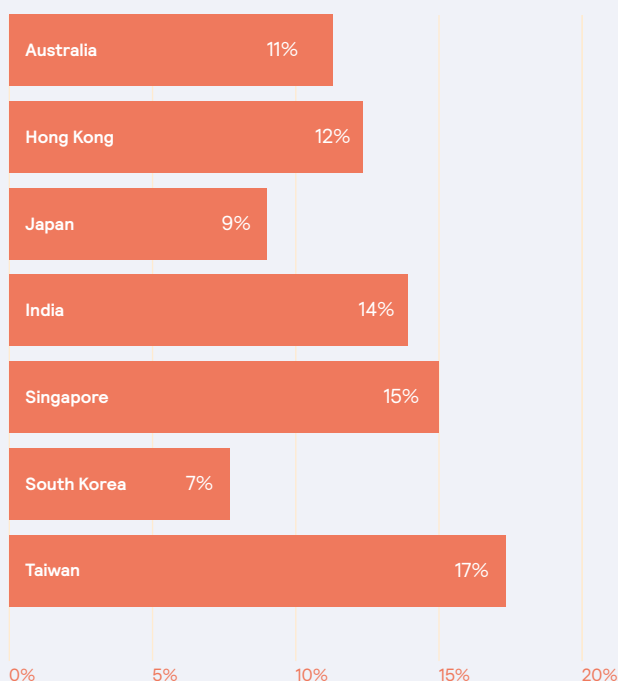
The fastest growing travel trend is Sustainable Tourism, with 6% of trips in 2020 likely to be more eco-friendly. That's an 82% increase from 2019. The Sustainable Traveller is someone who lets their choices make a positive environmental impact. From selecting Greener Choice flights, offsetting carbon emissions, using sustainable travel products, to only visiting destinations that are culturally and environmentally responsible. Sustainable Travellers support local establishments, uphold their own green practises such as reducing multiple towel/linen changes, only taking public transport, and walking or cycling to experience their destination better. They are spearheading a new wave of modern travel.

Find out how you can make a more conscious choice when travelling in our section 'Beyond 2020 – Sustainability and Travel'.

Who's going Eco in 2020



Who's going for Micro Escapes in 2020



Micro Escapes

It's in the name: short, quick, achievable breaks for those that say they're too busy for a longer holiday. Despite lesser travellers opting for Micro Escapes (~26% growth) next year, about a tenth of travellers (12%) across the region are still keen to go on one. Micro Escapes is the second most popular trip type for travellers from Singapore and Taiwan, making up 15% and 17% of all trips in 2020 respectively. Travellers into Micro Escapes take short trips throughout the year for a breather without having to sacrifice family or work commitments. From hiking, camping trips to short weekend getaways closer to home, a Micro Escape is a great way to fit in a break without upheaving your entire schedule.



Two More Trends
Worth Highlighting:

Transformative Journeys

Travel truly has the power to change us in so many ways, and no one understands this more than the Transformative Traveller. Recording a 42% increase in trips to be taken in 2020 versus trips taken in 2019, Transformative Journeys is the third highest growing trip type, making up about 6% of all trips for travellers from Australia, India, Singapore and South Korea.

To the Transformative Traveller, travel is more than getting to know a place, it's also a chance for them to get to know themselves. Whether it's self-improvement like running a marathon, meditating at a yoga retreat, or helping others like teaching locals a new language or helping to plant trees and build houses for the less fortunate – Transformative Journeys take many forms but they must all have meaning.



Local Gastronomy

The quickest way to get to know a place and bond with locals is through food. Before travelling to a destination, the Local Gastronomist would have researched online, watched every foodie show, and asked everyone for recommendations. While they are there, they'd probably chat to local service staff with gusto to get their uniquely local picks. From 3-Michelin-star restaurants to roadside food stalls, the Local Gastronomist isn't picky about where the best eats are... as long as every bite is life-changing. And 11% of travellers in the region intend to travel for their taste buds, with Aussies the most fanatic about food (23% growth).

Emerging Destinations in 2020



Key Highlights

Rise of interest in destinations within Asia over Europe

Beach destinations in Vietnam and the Philippines are gaining popularity

More travellers looking to experience JOMO Trips, e.g.: Uzbekistan and Georgia

While last year saw the popularity of European destinations, 2019 marked the rise of Asian destinations. Over 75% are located in this region, with Vietnam driving the strongest growth.

Beach destinations such as Phu Quoc (360% YoY), Nha Trang (105% YoY) and Da Nang (17% YoY) were immensely popular this year, largely driven by travellers from South Korea.

The attractiveness of Vietnam, which saw a 5% increase in growth share, is likely to continue in 2020. Affordable airfares, new route launches and increased frequency of scheduled flights are key factors: Jeju Air set to launch daily flights between Seoul and Phu Quoc from late November 2019 and as Bamboo Airways continues to open new routes that will connect the two countries.

The strong growth in the Philippines was fuelled by interest in Kalibo (100% YoY), Angeles (30% YoY) and Puerto Princesa (24% YoY).

The fact that most of these were beach destinations also demonstrates the traveller's need for rest and relaxation.

In 2018, Boracay was closed for six months as part of the government's efforts at environmental rehabilitation. Its reopening later that year caused a surge in bookings.

We've also observed the growing popularity in off-the-radar destinations, with a growing number of travellers visiting lesser-known spots like Tashkent, Uzbekistan (30% YoY) and Tbilisi, Georgia (44% YoY).

Here are the top 10 emerging destinations in 2020, as determined by recorded growth in bookings in 2019 year-on-year:



Phu Quoc Vietnam

360% YOY  Rank ↑110

If you want to get away and relax, Phu Quoc — located off the south-western tip of Vietnam, and almost in Cambodian waters — might just be the perfect island getaway. Home to many uninhabited islands and unspoilt beaches, Phu Quoc is also known for its unique and vast marine life where travellers can spot green turtles and dugongs in the wild.

Famous for:

Beaches, snorkelling and a resemblance to utopia.

Best time to visit:

Most popular: November to March

Most affordable: April and May

Least crowded: July to September

Best kept secret:

Aside from its beaches, the island half is actually a protected national park full of rainforest, mountain tops and waterfalls.



When in Phu Quoc

- Enjoy picturesque sunsets at the many beaches that dot the south of the island.
- Snorkel or dive at Nudibrand Island or Dry Island.
- Learn a little bit of local history at Phu Quoc's prison.



Kalibo

Philippines

100% 
YOY Rank ↑22

After its recent closure to tourists, Boracay is open again and back to its former glory. Served by Kalibo Airport, Boracay is the perfect spot to relax and forget about your worries.

Famous for:

Incredible beaches. Boracay's sand, water and lush rainforest backdrops make for gorgeous vacation photos.

Best time to visit:

Most popular: March and April

Most affordable: February

Least crowded: June marks the start of the wet season

Best kept secret:

The cold springs in Nabas Town. After a small trek, you can cool down with fresh spring water – perfect for the heat in the Philippines.

When in Kalibo

- Beaches, beaches, beaches. White, Yapak, Diniwid and more.
- Go (or just watch) cliff diving at Ariel's Point.
- See the mini Catholic chapel on Willy's Rock.



Takamatsu

Japan

84% 
YOY Rank ↑49

As Japan grows in popularity, we're starting to explore more of the other prefectures. Away from the likes of Tokyo and Osaka is Takamatsu, the largest town on Shikoku Island.

Famous for:

Udon noodles. Takamatsu is the home of udon, and you'll find them in all restaurants in all manner of styles, just as they're meant to be.

Best time to visit:

Most popular: April to June

Most affordable: March and July (you might even catch the start of cherry blossom season.)

Least crowded: December through to February

Best kept secret:

Not far from Takamatsu is the Matsuka Seimen noodle factory, a place that produces food so great that people line up at dawn to eat everything freshly-made.

When in Takamatsu

- Explore the island town of Benesse, which has been turned into a living art exhibition.
- Take a gander at the traditional Ichinomiya-ji or Honenji temples.
- Grab a tea or coffee and sit by the Shikanoidesui canal, especially during cherry blossom season.



Budapest

Hungary

45% 
YOY Rank ↑18

Civilisations have given Budapest a unique mix of cultures, as seen everywhere from the cafes, bathhouses to restaurants.

Famous for:

Coffee, first introduced from Turkey, plays a huge part in Hungarian life and the quality found in Budapest's cafes is outstanding.

Best time to visit:

Most popular: June through August

Most affordable: Late spring and early autumn

Least crowded: Winter has fewer people around

Best kept secret:

Hungary was once a communist country until 1989 and the effects of that can still be felt in some areas, but younger generations have a fresh perspective. Learn about a different side of the regime at Red Ruin, the city's only communist-themed bar.

When in Budapest

- The Hungarian Parliament Building is something special and takes on a different look at night.
- Make sure to spend a day or two at the hot spring baths.
- Have a stroll around Margaret Island and its many attractions.



Tashkent

Uzbekistan

30% 
YOY Rank **↑23**

Like Astana in Kazakhstan, many people are surprised by the appearance of Tashkent. The architectural style of this modern city makes it a cinematic backdrop.

Famous for:

Tashkent Tower, an Eiffel Tower-esque structure that dominates the skyline. It's the tallest in all of Uzbekistan, but it's best admired from a distance.

Best time to visit:

Most popular: June to August are the busiest

Most affordable: Spring and autumn

Least crowded: November to March is the quietest time, but dress warmly.

Best kept secret:

It's a city with many identities. On one hand, it's a modern metropolis up there with the best of them. On the other, there's a huge area leftover from a Soviet past.

When in Tashkent

- Admire the incredible architecture at Navoi Theatre, Minor Mosque, Kukeldash Madrasah and more.
- Take in the grandeur at Tashkent's metro stations, Central Asia's oldest subway.
- For something totally different, visit the eclectic Museum of Pumpkin.



Busan

South Korea

26% 
YOY Rank **↑5**

Korea's popularity is at an all-time high with the world properly obsessed with everything K – pop music, food, culture, dramas... we just can't get enough. While Seoul may be the top destination, Busan is steadily growing in popularity.

Famous for:

Many Koreans flock to Busan and its Haeundae Beach in the summer.

Best time to visit:

Most popular: June to August

Most affordable: Shoulder seasons can help you save money on accommodation

Least crowded: December to February

Best kept secret:

The enchanting Bosu-dong Street is dedicated to books. If you look hard enough, you'll be able to find Japanese, Chinese and English books too. The street is also peppered with cute cafes.

When in Busan

- Stretch your legs by strolling along Songdo Skywalk.
- Visit Haedong Yonggung, one of the most striking temples in Korea.
- Take a trip to colourful Gamcheon village.



Nairobi

Kenya

26% 
YOY Rank **↑14**

Kenya is growing in popularity with travellers from around the world. Its capital, Nairobi, is the obvious starting point and has plenty to offer for those who want to see more than just the natural wonders.

Famous for:

Its close proximity to the animals of Kenya. Fly into Nairobi, explore the city and take a safari tour to see Africa's best-loved creatures.

Best time to visit:

Most popular: July and August is dry season, best time to visit the animals.

Most affordable: September is a nice mix of affordability and pleasant weather

Least crowded: March, April and May are the wettest months in Nairobi.

Best kept secret:

At Kitengela, you can explore a sculpture park in the desert that also doubles up as shade.

When in Nairobi

- Bring your hiking boots and visit Karura Forest.
- Learn about the local community when you visit a Karen village.
- Grab a cuppa at the Karen Blixen coffee garden and cottages.



Kathmandu

Nepal

20% 
YOY Rank **↑3**

Surrounded by the Himalayan mountains, Kathmandu is a joy for all the senses. When you arrive, you'll see the amazing temples, smell the enticing local dishes and hear the bustle of a busy day. This is a place of pure beauty so enjoy every minute.

Famous for:

Nepal is home to Mount Everest. Whether you plan to trek to base camp or just take a scenic tour, the mountain peak is something incredible to witness.

Best time to visit:

Most popular: October to December
Most affordable: January to April
Least crowded: June to September

Best kept secret:

Got a dental problem? Kathmandu is home to the Toothache Tree. Nailing a coin to this timber stump rids you of all tooth troubles.

When in Kathmandu

- Visit the many temples of the capital, including the Swayambhunath (which is home to hundreds of monkeys).
- Book a tour to see the heritage sites of the capital.
- Get up early and watch the monks at Boudhanath Stupa.



Saipan

Northern Mariana Islands

18% 
YOY Rank **↑10**

Located near Guam, Saipan is a tropical island that offers one of the best nature getaways (both on land and in water) you can imagine.

Famous for:

Beautiful waters. Whether you prefer to snorkel or dive, Saipan has much to offer. As a US territory, visa requirements for the Northern Mariana Islands are the same as if you were visiting the US mainland.

Best time to visit:

Most popular: February and March
Most affordable: September to January and April/May
Least crowded: June to August

Best kept secret:

There are plenty of beaches to enjoy around Saipan, but few bother to go to Obyan Beach. If you want a quiet day by the water, this could be the place for you.

When in Saipan

- Book a sunset dinner cruise to make the most of the glorious waters.
- Visit the Imperial Palace, perhaps the grandest building on the island.
- Stroll along Garapan Street Market for a quiet look at local life.



Yangon

Myanmar

15% 
YOY Rank **↑1**

Only recently opened to tourists, Myanmar has a reputation for being genuine and unspoilt. It's one of the few Asian countries yet to have a McDonald's.

Famous for:

Myanmar, formerly Burma, is well known for its many Buddhist temples and stupas. From the small and graceful to the huge and glittering, there are plenty to see on your visit.

Best time to visit:

Most popular: November to February
Most affordable: March, April and May
Least crowded: June through to October


Best kept secret:

Yangon is a Buddhist country, but it didn't escape Christian interest. British colonialism brought, among other things, the giant Immaculate Conception Cathedral.

When in Yangon

- Be sure to visit the city's icon, the bejewelled Shwedagon Pagoda.
- Explore the city unguided with a ticket for the Yangon Circular Train.
- Take a train to Mandalay, or see the UNESCO site, Bagan.

Yangon, Myanmar



Top 10 Popular Destinations



London makes it to top 10

It's common to see the top 10 destinations play musical chairs with their positions. However in 2019, London crept into the Asia-dominated top 10 list, thanks to travellers capitalising on the GBP currency fluctuations.

Da Nang edges out Ho Chi Minh City

The highest jump into the top 10 goes to Da Nang. This spot on the central coast of Vietnam is quickly becoming a favourite for those seeking sun, sand and sightseeing with a side of amazing food.

Capital Cities are still very popular

Capital cities continue to be the most popular with Bangkok inching up just one notch to take top spot, while Seoul moves up two to second. The popularity of these two destinations, together with the stability of Tokyo has seen Osaka displaced to 4th position, likely due to more travellers from South Korea heading to Vietnam as more affordable flight options become available.



Top 10 Popular Destinations

	Destinations	Rank Movement
1	Bangkok	↑1
2	Seoul	↑2
3	Tokyo	0
4	Osaka	↓3
5	Taipei	0
6	Hong Kong	0
7	Fukuoka	0
8	Manila	0
9	London	↑2
10	Da Nang	↑4

Cabin Class Trends in 2019



With a 25% rise in popularity of Premium Economy and 9% growth in Business Class, more travellers were prioritising comfort in 2019. It helped that it also became more affordable to do so.

Overall, Premium Economy saw an average 7% drop in flight fares. Eight of the 25 routes that saw the biggest price drop across APAC were to the United States.

Top markets with the highest growth in Premium Economy bookings

Growth in bookings (%)

Change in avg flight fare (%)

1 Taiwan

52% ▲

-17% ▼

2 Singapore

43% ▲

-9% ▼

3 Japan

41% ▲

-6% ▼

*Data is based on difference in overall share of seat bookings by cabin class from 2018 to 2019.



Premium Economy to the US recorded lower fares in 2019 than previous year

2019 Avg flight fare (USD)

Change in avg flight fare (%)

Singapore	⇄	Los Angeles	\$1,115	-34%
Singapore	⇄	San Francisco	\$1,566	-29%
Singapore	⇄	New York	\$1,389	-28%
Hong Kong	⇄	Los Angeles	\$1,604	-25%
Melbourne	⇄	Los Angeles	\$1,901	-12%
Hong Kong	⇄	San Francisco	\$1,820	-12%
Taipei	⇄	Los Angeles	\$1,251	-11%



Taiwan also saw significant growth in Business Class seat bookings on Skyscanner due to discounts and sale promotions offered by local airlines EVA Air and China Air.

Top markets with highest growth in Business Class Bookings

Growth in bookings (%)

Change in avg flight fare (%)

1	Taiwan	59% ▲	-5% ▼
2	Singapore	12% ▲	-5% ▼
3	Hong Kong	11% ▲	-1% ▼

*Data is based on difference in overall share of seat bookings by cabin class from 2018 to 2019.

Beyond 2020

– Sustainability & Travel



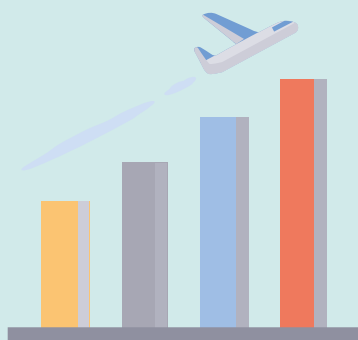


In the last year, 16% of all flights booked in APAC were more eco-friendly*.

Travel is an important part of modern life. It helps us to be closer to distant family, appreciate other cultures, allows businesses to grow, and inspire a more cohesive world that's based on understanding and the exchange of ideas.

As powerful as travel can be, it is also extremely important that we explore in a responsible way. 2020 is the year that the world will look at what it means to travel sustainably.



*Based on web-only bookings from users in the seven APAC markets included in this report. 'More eco-friendly' here refers to flights that emit less than the average amount of CO₂.



Our survey revealed an

82% YoY

increase in interest for more eco-friendly or sustainable trips to be taken in 2020.



Greener Choice


You too can do your part. Searching for a direct flight? Look for our Greener Choice badge. They help identify which flights emit less than the average amount of CO₂ based on route, fuel efficient engines and cruise time.

The Travalyst Initiative

Led by His Royal Highness The Duke of Sussex, Travalyst is a first-of-its-kind global initiative founded in late 2019 by Skyscanner, Trip.com, Booking.com, TripAdvisor and Visa, with the ambition to change the impact of travel, for good.

The initiative aims to promote sustainable travel through relieving pressure on overcrowded tourist destinations, and empowering local communities to use tourism as an additional form of income for community building.

It also aims to preserve and prevent exploitation of animals and nature, as well as reduce and eventually eliminate single-used plastics and other unsustainable factors linked to travel.



APAC Market Trends

– At a Glance



Markets
Australia
Hong Kong
India
Japan
Singapore
South Korea
Taiwan





How Australia travelled in 2019

Australia's top five international destinations this year saw a slight shuffle between New Delhi and Auckland. However there's a rise in emerging destinations that allow for cultural experiences, for example Bogota, Budapest and Istanbul. Adventure travel has also been on the rise with interest in places like Kathmandu – where hiking and nature take precedence. Busan is also growing in favour as Korean culture and K-pop continues its domination down under.

Going Slow in 2020

When it comes to types of travel, Aussie travellers have shifted their preference rather significantly, favouring longer trips, activity-filled or off-the-beaten path destinations – as indicated in the top three spots.



Australia	Position	% Share
1 Slow Travel	2 ▲	19%
2 Adventure	2 ▲	16%
3 JOMO	2 ▲	15%

Top Emerging Destinations	Rank Movement	YoY Growth
Bogota Colombia	↑16	62%
Kathmandu Nepal	↑8	51%
Istanbul Turkey	↑4	26%
Budapest Hungary	↑13	20%
Busan South Korea	↑9	20%

Most Popular International Destinations

2019 Ranking	Destination	Best Time to Book from Origin City	Most booked price (USD)	Savings (USD)
1	Bali Indonesia	24 weeks From Sydney	\$549	\$129 (23%)
2	London United Kingdom	17 weeks From Melbourne	\$1,100	\$163 (15%)
3	Bangkok Thailand	20 weeks From Brisbane	\$660	\$169 (26%)
4	New Delhi India	24 weeks From Melbourne	\$787	\$156 (20%)
5	Auckland New Zealand	8 weeks From Melbourne	\$420	\$153 (36%)

Potential savings indicated are determined by the difference between the most booked price and when booked at the recommended best time to book prior to departure dates.



Cabin Class Trends

Premium Economy bookings increased by 20% and Business Class by 19%. This was due to more airlines and online travel agencies actively promoting luxury travel packages, and newer planes, which provide better Premium Economy and Business Class experiences. Tips from travel bloggers on how to use air miles also made upgrades more attainable. The overall price drop for Business Class (-9%) and Premium Economy (-8%) also contributed to this.

Travellers choosing to fly Premium Economy to destinations within the US recorded the strongest growth in bookings with price savings as high as US\$270.

Route	Premium Economy bookings growth (%)	2019 Avg flight fare (USD)	Price change (USD)
Melbourne → Los Angeles	15%	\$1,901	+\$270 (-12%)
Sydney → Los Angeles	42%	\$1,886	+\$168 (-8%)
Sydney → Tokyo	54%	\$1,399	+\$50 (-3%)



Best Value Destinations

The average price for international flights from Australia dropped by 3% in 2019 driven mostly by a fall in prices for popular destinations such as London (-5%) and Tokyo (-6%).

Skyscanner tip: Instead of going to Bali, Auckland or Los Angeles, think about visiting these spots, which have had price drops over the last year and offer comparable experiences.

Best value destinations	2019 Avg flight fare (USD)	Price change (%)
Port Vila Vanuatu	\$518	-13%
Queenstown New Zealand	\$467	-13%
Las Vegas United States	\$913	-12%
Amritsar India	\$695	-7%
Busan South Korea	\$670	-7%



Best Day to Fly

The average price for international flights from Australia dropped by 3% in 2019 driven mostly by a fall in prices for popular destinations such as London (-5%) and Tokyo (-6%).

Skyscanner tip: Instead of going to Bali, Auckland or Los Angeles, think about visiting these spots, which have had price drops over the last year and offer comparable experiences.

Monday	Tuesday
Melbourne → Bali 14%, \$67	Sydney → Tokyo 13%, \$91
Melbourne → London 5%, \$52	
Perth → Manila 10%, \$52	
Melbourne → Hong Kong 8%, \$42	

Route, percentage savings, savings in USD; savings being defined as the difference average flight price on cheapest day of the week and average flight price on most popular day of the week



How Hong Kong travelled in 2019

Hong Kong's top five emerging destinations show a growing interest in beach destinations like Phu Quoc and Krabi. Local Gastronomy trips are becoming even more popular with Hong Kongers visiting other Asian cities like Jeju and Okayama for food experiences.

There's also a growing trend of Hong Kongers booking Slow Travel trips to Istanbul (average of 11 days or more), and taking their time to explore the vastly rich culture.

From FOMO to JOMO

When it comes to types of travel, Hong Kong travellers still favour longer getaways, but are now interested in off-the-beaten path destinations as social-media inspired trips declines by 45%.

	Hong Kong	Position	% Share
1	Slow Travel	-	29%
2	JOMO	4 ▲	15%
3	Local Gastronomy	1 ▲	13%

Top Emerging Destinations	Rank Movement	YoY Growth
Phu Quoc Vietnam	↑163	1,070%
Krabi Thailand	↑113	523%
Jeju South Korea	↑17	74%
Okayama Japan	↑28	71%
Istanbul Turkey	↑19	49%

Most Popular Destinations

2019 Ranking	Destination	Best Time to Book	Most booked price (USD)	Savings (USD)
1	Taipei Taiwan	11 weeks	\$220	\$30 (14%)
2	Seoul South Korea	7 weeks	\$244	\$13 (5%)
3	Bangkok Thailand	12 weeks	\$263	\$47 (18%)
4	Tokyo Japan	11 weeks	\$461	\$184 (40%)
5	Osaka Japan	12 weeks	\$309	\$57 (18%)

Potential savings indicated are determined by the difference between the most booked price and when booked at the recommended best time to book prior to departure dates.



Cabin Class Trends

Premium Economy bookings increased by 39% and Business Class by 31%. Premium Economy prices dropped by 7% in 2019, due to significant price drops for long haul flights. Many airlines are cutting First Class and increasing the availability of Premium Economy and Business Class. So it is going to be more affordable and available for travellers to opt for luxury travel.

Premium Economy bookings to the following destinations have recorded the strongest growth with fare savings of up to US\$523.

Route	Premium Economy bookings growth (%)	2019 Avg flight fare (USD)	Price change (USD)
Toronto Canada	135%	\$2,274	+\$95 (-4%)
Singapore	52%	\$603	+\$54 (-8%)
Los Angeles United States	65%	\$1,604	+\$523 (-25%)



Best Value Destinations

While average flight prices from Hong Kong increased by 1% in 2019, there were still destinations, particularly in Europe, that saw significant price drops.

Skyscanner tip: Instead of going to Bangkok, Paris or Amsterdam, think about visiting these spots, which have had price drops over the last year and offer comparable experiences.

Best value destinations	2019 Avg flight fare (USD)	Price change (%)
Phuket Thailand	\$222	-17%
Budapest Hungary	\$607	-12%
Lisbon Portugal	\$708	-12%
Barcelona Spain	\$634	-12%
Venice Italy	\$722	-10%



Best Day to Fly

Friday was the most popular day when travelling to Hong Kong's top 10 destinations. Due to the scarcity of holidays, Hong Kongers maximise their weekends to make their holidays longer.

Travellers could have saved up to 11% (US\$23) on return fares by flying on these Skyscanner recommended days:

Monday	Tuesday
Bangkok 9%, \$22	London 10%, \$85
Osaka 9%, \$25	Taipei 11%, \$23
Tokyo 7%, \$24	

Route, percentage savings, savings in USD: savings being defined as the difference average flight price on cheapest day of the week and average flight price on most popular day of the week



How India travelled in 2019

Data shows a growing interest in cultural destinations like Istanbul and Budapest. Together with India's list of most popular destinations, both emerging and top destinations reveal how Indians are considering destinations all around the world for their holidays: from Bangkok, Singapore and Bali in South East Asia, to Dubai in the Middle East, and from London in Europe to Nairobi in Africa.

Micro Escapes have become increasingly popular, as evidenced by Phuket's and Malé's ranking climb. The increase in Thailand's popularity can also be attributed to more direct flight options and visa-on-arrival fee waivers, which has now been extended till April 2020.

From Solo to Slow Travel

When it comes to types of travel, Indian travellers mostly favour longer getaways, but are still interested in off-the-beaten path destinations.



India	Position	% Share
1 Slow Travel	4 ▲	16%
2 Solo Trips	1 ▼	15%
3 JOMO	1 ▲	15%

Top Emerging Destinations	Rank Movement	YoY Growth
Phuket Thailand	↑16	139%
Malé Maldives	↑9	76%
Istanbul Turkey	↑4	34%
Nairobi Kenya	↑12	33%
Budapest Hungary	↑6	11%

Most Popular International Destinations

2019 Ranking	Destination	Best Time to Book from Origin City	Most booked price (USD)	Savings (USD)
1	Bangkok Thailand	9 weeks from Mumbai	\$274	\$60 (22%)
2	Dubai United Arab Emirates	9 weeks from New Delhi	\$326	\$89 (27%)
3	London United Kingdom	23 weeks from New Delhi	\$901	\$336 (37%)
4	Singapore	11 weeks from Mumbai	\$417	\$104 (25%)
5	Bali Indonesia	23 weeks from New Delhi	\$465	\$180 (39%)

Potential savings indicated are determined by the difference between the most booked price and when booked at the recommended best time to book prior to departure dates.



Cabin Class Trends

There's been a 96% increase in bookings for Premium Economy and 52% for Business Class. In the same period, Premium Economy as a whole saw a 9% increase in flight prices.

Despite the price increase, bookings still grew due to more airlines offering Premium Economy options for international routes, and also the increase in business travellers to international destinations.

Route	Premium Economy bookings growth (%)	2019 Avg flight fare (USD)	Price change (USD)
New Delhi → London	95%	\$1,465	↑\$105 (+8%)
New Delhi → Toronto	101%	\$1,849	↑\$374 (+25%)
New Delhi → New York	127%	\$1,760	↑\$275 (+19%)



Best Value Destinations

While average flight prices from India may have increased by 7% in 2019, there were still routes across Asia, Africa and Australia that have recorded significant fare drops.

Skyscanner tip: Instead of going to Bangkok, or Sydney, switch to visiting these spots, which have had price drops over the last year and offer comparable experiences.

Best value destinations	2019 Avg flight fare (USD)	Price change (%)
Yangon Myanmar	\$315	-19%
Krabi Thailand	\$268	-17%
Manila Philippines	\$367	-12%
Johannesburg South Africa	\$547	-11%
Brisbane Australia	\$840	-4%



Best Day to Fly

Thursday and Friday were the most popular days for travelling to India's top 10 destinations, with the exception of Toronto with travellers departing on Wednesdays.

Travellers could have saved up to 18% on return fares by flying on these Skyscanner recommended days:

Monday	Tuesday	Wednesday
Mumbai → Colombo 18%, \$62	Mumbai → Toronto 2%, \$21	Bengaluru → New York 4%, \$41
Bengaluru → Melbourne 6%, \$43		New Delhi → Singapore 4%, \$14

Route, percentage savings, savings in USD: saving being defined as the difference between average flight price on cheapest day of the week and average flight price on most popular day of the week.



How Japan travelled in 2019

Data shows that Vladivostok remains as one of the top emerging destinations for Japanese travellers, as it was in 2018. The relaxed visa laws for Japanese travellers continue to keep this destination popular. Recent new routes by LCCs contribute to the increased interest in Daegu and Guam (one of the most popular vacation destinations for a while now). Also, Tokyo (Narita) to Montreal routes launched by Air Canada in 2018, the first-ever Japan-Montreal route, helped to boost the popularity of Montreal.

As for the top international destinations, Hanoi and Manila are new to the top five, beating out Hong Kong and Honolulu. Now all of the popular destinations can be accessed with short or medium haul flights within six hours, demonstrating the Japanese traveller's preference for destinations in Asia.

Travel Slow in 2020

When it comes to types of travel, a quarter of Japanese travellers (27%) are favouring slower and longer holidays Travelling to off-the-beaten path destinations will also be popular in 2020 with JOMO trips recording 89% growth.



Japan	Position	% Share
1 Slow Travel	1 ▲	27%
2 JOMO	3 ▲	18%
3 Solo Trips	2 ▼	18%

Top Emerging Destinations	Rank Movement	YoY Growth
Daegu South Korea	↑18	84%
Vladivostok Russia	↑17	81%
Budapest Hungary	↑29	70%
Guam	↑11	58%
Montreal Canada	↑23	56%

Most Popular International Destinations

2019 Ranking	Destination	Best Time to Book from Tokyo	Most booked price (USD)	Savings (USD)
1	Seoul South Korea	2 weeks	\$268	\$17 (6%)
2	Bangkok Thailand	9 weeks	\$442	\$108 (24%)
3	Taipei Taiwan	10 weeks	\$392	\$89 (23%)
4	Hanoi Vietnam	2 weeks	\$444	\$5 (1%)
5	Manila Philippines	9 weeks	\$455	\$64 (14%)

Potential savings indicated are determined by the difference between the most booked price and when booked at the recommended best time to book prior to departure dates.



Cabin Class Trends

Premium Economy saw a 78% increase in bookings over Business Class (24%) mostly driven by long haul routes. Subsequently, prices of Premium Economy cabin class dropped by 6% in 2019.

However, the top two Premium Economy routes with rapid growth is to Bangkok and Singapore – both being short/middle haul flights. With increasing awareness of Premium Economy, Japanese travellers are now more open to paying a little extra for Premium Economy flights to closer destinations as the flights are already cheap.

Route	Premium Economy bookings growth (%)	2019 Avg flight fare(USD)	Price change (USD)
Tokyo → Bangkok	136%	\$1,134	+\$26 (-2%)
Tokyo → Singapore	128%	\$1,034	+\$8 (-1%)
Tokyo → New York	102%	\$2,127	+\$154 (-7%)



Best Value Destinations

While average flight prices from Japan increased by an average of 5% in 2019, there were still destinations which saw significant price drops. Vladivostok (now known as 'the closest Europe from Japan') provides European-style architecture and culture with just a 2.5-hour flight, which is shorter than flights to popular European cities like Paris or London. Budapest and Prague in central Europe are also great alternatives.

Skyscanner tip:
For travellers looking for tropical beach resorts, forego Honolulu or Guam and try Caticlan (Boracay) and Krabi. Previously closed for preservation, Boracay Island is now open again and a great place to learn about sustainable tourism.

Best value destinations	2019 Avg flight fare (USD)	Price change (%)
Budapest Hungary	\$1,063	-41%
Caticlan Philippines	\$677	-26%
Vladivostok Russia	\$518	-18%
Krabi Thailand	\$573	-18%
Prague Czech Republic	\$750	-16%



Best Day to Fly

Friday was the most popular for travelling to Japan's top 10 popular destinations.

Travellers could have saved up to 23% on return fares by flying on these Skyscanner recommended days:

Tuesday	Wednesday	Friday
Tokyo → Busan 23%, \$51	Tokyo → Seoul 17%, \$48	Osaka → Taipei 11%, \$30
Tokyo → Honolulu 8%, \$73		Osaka → Hanoi 7%, \$23

Route, percentage savings, savings in USD :savings being defined as the difference average flight price on cheapest day of the week and average flight price on most popular day of the week



How Singapore travelled in 2019

While the top destinations for Singapore remain the same, the emerging destinations reveals Singapore's growing interest in off-the-radar destinations like Trivandrum (capital city of Kerala) for culture, and Kunming (Yunnan) for its views of snow-capped mountains, rice terraces and lakes.

The growing popularity of Busan, Trivandrum and Kunming were also boosted by the availability and affordability of flights from low-cost airline, Scoot.

Embark on trips to Spark Joy by Missing Out

When it comes to travel in 2020, Singaporean travellers will favour slow, leisurely trips (19%) over short, micro getaways (15%). Seeking out new but off-the-beaten holiday destinations will also be on the rise (62% growth).



Singapore	Position	% Share
1 Slow Travel	2 ▲	19%
2 Micro Escapes	1 ▼	15%
3 JOMO	4 ▲	14%

Top Emerging Destinations	Rank Movement	YoY Growth
Busan South Korea	↑27	84%
Thiruvananthapuram India	↑22	61%
Istanbul Turkey	↑18	54%
Kunming China	↑19	42%
Barcelona Spain	↑11	40%

Most Popular Destinations

2019 Ranking	Destination	Best Time to Book	Most booked price (USD)	Savings (USD)
1	Bangkok Thailand	7 weeks	\$195	\$34 (17%)
2	Manila Philippines	7 weeks	\$269	\$85 (32%)
3	Kuala Lumpur Malaysia	5 weeks	\$115	\$18 (16%)
4	Seoul South Korea	11 weeks	\$541	\$50 (9%)
5	Taipei Taiwan	8 weeks	\$290	\$72 (5%)

Potential savings indicated are determined by the difference between the most booked price and when booked at the recommended best time to book prior to departure dates.



Cabin Class Trends

Premium Economy saw a 50% increase in bookings while Business Class went up 18% largely driven by long haul routes, demonstrating the Singaporean traveller's desire for comfort when flying further distances. It also helped that prices of Premium Economy dropped by 9% and Business Class by 5%.

Travellers choosing to fly Premium Economy to destinations within the US recorded the strongest growth in bookings as well as significant fare drops of at least US\$534, likely due to the introduction of the newly launched direct flights from Singapore to New York in May 2018 and to Los Angeles in November 2018.

Route	Premium Economy bookings growth (%)	2019 Avg flight fare (USD)	Price change (USD)
New York United States	191%	\$1,389	↓\$534 (-28%)
Los Angeles United States	175%	\$1,115	↓\$580 (-34%)
San Francisco United States	68%	\$1,566	↓\$637 (-29%)



Best Value Destinations

While average flight prices from Singapore increased by an average of 2% in 2019, there were still destinations that saw significant price drops. These value destinations offer travellers great alternatives to popular but pricier destinations.

Skyscanner tip: Instead of New Delhi, Tokyo or Kuala Lumpur, think about visiting these spots, which have had price drops over the last year and offer comparable experiences.

Best value destinations	2019 Avg flight fare (USD)	Price change (%)
Kolkata India	\$311	-19%
Fukuoka Japan	\$456	-13%
Kota Kinabalu Malaysia	\$129	-20%
Haikou China	\$209	-12%
Auckland New Zealand	\$788	-10%



Best Day to Fly

Friday was the most popular day for travelling to Singapore's top 10 destinations, with the exception of Seoul where travellers departed on Thursdays, and Taipei on Saturdays.

Travellers could have saved up to 28% on return fares by flying on these Skyscanner recommended days:

Mon	Tue	Wed	Thu	Fri	Sat
Bangkok 12%, \$22	Kuala Lumpur 28%, \$33	Seoul 2%, \$8	Hong Kong 8%, \$21	Usually the most expensive day to fly	Ho Chi Minh City 8%, \$12
Bali 25%, \$51		Tokyo 3%, \$18	Manila 1%, \$1		
Yangon 10%, \$22					

Route, percentage savings, savings in USD: savings being defined as the difference average flight price on cheapest day of the week and average flight price on most popular day of the week



How South Korea travelled in 2019

South Korea's top five international destinations ranking sees the introduction of Da Nang coming up two spots. Data shows traveller's growing interest in taking trips to less crowded destinations like Nha Trang and Phu Quoc. But it doesn't affect major cities Ho Chi Minh City and Hanoi, which were still popular among Koreans. With the continuous love of beaches and Slow Travel, Kalibo and Chiang Mai are also emerging.

Meanwhile, Budapest is starting to gain popularity. With LOT Polish Air's new direct route from Incheon to Budapest, more travellers can easily hop over to enjoy the city's famous night view, especially of the Hungarian Parliament Building. #Budapest has been tagged in over 300,000 times by Korean travellers on social media.

From Self-Conscious to Eco-Conscious

Sustainable travel, which includes choosing a flight which has less CO2 emissions, or partaking in activities in-destination that can help preserve its environment, is on the rise for 11% of South Korean travellers. When it comes to types of travel, Korean travellers will still favour longer vacations, as well as visiting more off-the-beaten path destinations.



South Korea	Position	% Share
1 Slow Travel	—	31%
2 JOMO	4 ▲	14%
3 Local Gastronomy	1 ▲	12%

Top Emerging Destinations	Rank Movement	YoY Growth
Phu Quoc Vietnam	↑84	480%
Nha Trang Vietnam	↑17	125%
Kalibo Philippines	↑13	108%
Chiang Mai Thailand	↑10	57%
Budapest Hungary	↑11	38%

Most Popular International Destinations

2019 Ranking	Destination	Best Time to Book From Seoul	Most Booked Price (USD)	Savings (USD)
1	Osaka Japan	2 weeks	\$164	\$1 (1%)
2	Tokyo Japan	2 weeks	\$248	\$17 (7%)
3	Bangkok Thailand	7 weeks	\$310	\$24 (8%)
4	Fukuoka Japan	1 week	\$121	\$0 (0%)
5	Da Nang Vietnam	1 week	\$246	\$0 (0%)

Potential savings indicated are determined by the difference between the most booked price and when booked at the recommended best time to book prior to departure dates.



Cabin Class Trends

Both Premium Economy and Business Class saw double digit growth in bookings. While Premium Economy grew by 16%, Business Class grew by 19% YoY. Subsequently, prices of Premium Economy dropped by 6% and Business Class by 7%.

Evidently, more airlines and OTAs were actively promoting luxury travel packages. For example, Modetour promoted packages for Seoul-Sydney for Business Class, while Emirates promoted Business Class deals for 'True Luxury'. AirAsia's flatbed option was particularly famous in Korea as they aggressively used influencer marketing.

More airlines are launching Premium cabins. This includes Jeju Air (LCC) which is soon to launch 'New Class' and American Airlines expanding Premium Economy seats. Here are some of the top business routes with significant price changes.

Route	Business bookings growth (%)	2019 Avg flight fare (USD)	Price change (USD)
Paris	22%	\$2,196	+\$226 (-9%)
Hong Kong	95%	\$620	+\$144 (-19%)
Hanoi	63%	\$816	+\$116 (-12%)



Best Value Destinations

Average prices for international flights from Korea dropped by 10% in 2019, largely due to a decrease in fares for popular destinations such as Fukuoka (22%), Tokyo (18%) and Osaka (7%). These offer travellers great alternatives to popular destinations, which have recorded an increase in price.

Skyscanner tip: Instead of going to Shanghai, Manila or Phuket, think about visiting these spots, which have had price drops over the last year and offer comparable experiences.

Best value destinations	2019 Avg flight fare (USD)	Price change (%)
Macau	\$176	-31%
Shenzhen China	\$361	-24%
Krabi Thailand	\$350	-12%
Kaohsiung Taiwan	\$189	-19%
Puerto Princesa Philippines	\$330	-18%



Best Day to Fly

Friday and Saturday were the most popular days for travelling from Seoul to Korea's top 10 destinations, with the exception of Bangkok where travellers departed on Thursdays.

Travellers could have saved up to 25% on return fares by flying on these Skyscanner recommended days:

Monday	Tuesday	Sunday
Bangkok 8%, \$26	Fukuoka 25%, \$39	Cebu 9%, \$23
	Osaka 18%, \$36	Taipei 9%, \$22
	Tokyo 14%, \$36	Da Nang 8%, \$21

Route, percentage savings, savings in USD: savings being defined as the difference average flight price on cheapest day of the week and average flight price on most popular day of the week



How Taiwan travelled in 2019

Taiwan's top five international destinations ranking sees the introduction of Bangkok moving up two ranks. Data shows growing interest in beach destinations like Kalibo and Sanya. Local Gastronomy trips are popular with Taiwanese travellers, as evidenced by emerging foodie destinations like Daegu (with cheap, direct flights too) and Takamatsu.

Aside from exploring the culture and scenic landscapes of Asia, Taiwanese travellers are also drawn to the other side of the ocean, with Ontario trending.

Going off-the-grid in 2020

Taiwanese are looking to experience the Joy of Missing Out in 2020 with 11% indicating they'd like to go to new places which are less crowded, where they can switch off and truly enjoy the new experiences.



Taiwan	Position	% Share
1 Slow Travel	–	28%
2 Micro Escapes	1 ▲	17%
3 JOMO	1 ▲	11%

Top Emerging Destinations	Rank Movement	YoY Growth
Kalibo Philippines	↑70	362%
Daegu South Korea	↑22	222%
Sanya China	↑41	122%
Takamatsu Japan	↑32	89%
Ontario Canada	↑27	87%

Most Popular International Destinations

2019 Ranking	Destination	Best Time to Book from Origin City	Most booked price (USD)	Savings (USD)
1	Tokyo Japan	12 weeks from Taipei	\$366	\$112 (31%)
2	Osaka Japan	9 weeks from Taipei	\$227	\$57 (21%)
3	Seoul South Korea	11 weeks from Taipei	\$265	\$16 (6%)
4	Bangkok Thailand	3 weeks from Taipei	\$248	\$17 (7%)
5	Okinawa Japan	3 weeks from Kaohsiung	\$167	\$3 (2%)

Potential savings indicated are determined by the difference between the most booked price and when booked at the recommended best time to book prior to departure dates.



Cabin Class Trends

Business Class saw an 86% increase in bookings over Premium Economy cabin class (79% increase), the highest change among all APAC markets. Business Class return fares dropped by 5% YoY and Premium Economy prices dropped by 17% – cheaper than 2018. The two primary local airlines (EVA Air and China Air) have also had great promotion in 2019.

Route	Business bookings growth (%)	2019 Avg flight fare (USD)	Price change (USD)
Taipei → Los Angeles	85%	\$2,447	+\$571 (-19%)
Taipei → Shanghai	30%	\$680	+\$88 (-11%)
Taipei → Frankfurt	74%	\$2,728	+\$298 (-10%)



Best Value Destinations

The average price for international flights from Taiwan dropped by 8% this year, largely due to double digit drops in fares for popular destinations: Bangkok (16%) and Okinawa (10%).

Skyscanner tip: Instead of going to Seoul or Tokyo, think about visiting these spots, which have had price drops over the last year and offer comparable experiences.

Best value destinations	2019 Avg flight fare (USD)	Price change (%)
Kalibo Philippines	\$118	-57%
Chiang Mai Thailand	\$286	-30%
Guam	\$439	-30%
Daegu South Korea	\$113	-21%
Angeles Philippines	\$104	-12%



Best Day to Fly

Friday and Thursday were the most popular days for travelling to Taiwan's top 10 destinations, with the only exception of Osaka where travellers departed on Wednesdays.

Travellers could have saved up to 13% on return fares by flying on these Skyscanner recommended days:

Monday	Tuesday
Taipei → Okinawa 13%, \$26	Taipei → Macau 9%, \$16
	Taipei → Osaka 5%, \$13
	Taipei → Tokyo 5%, \$14

Route, percentage savings, savings in USD: saving being defined as the difference between average flight price on cheapest day of the week and average flight price on most popular day of the week.

Methodology & Close

How did we get our data?

Quantitative Data Collection Methods

The findings presented in this report were based on proprietary data extracted from Skyscanner Travel Insight, which analyses the behaviour of over 100 million Skyscanner users each month. This report dived specifically into understanding the travel trends and patterns of today's travellers in seven markets across APAC to understand where and how they'll be travelling in the future; comparing the differences between the time periods October 2018 to September 2019, and October 2017 to September 2018.

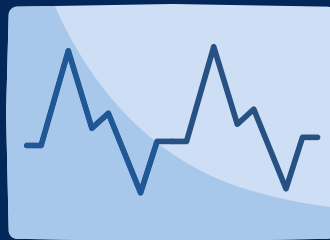
A survey to identify travellers trip preferences in 2019 and 2020 was also conducted in the same seven markets: Australia (1,452), South Korea (1,190), India (1,029), Hong Kong (1,007), Japan (1,062), Singapore (715) and Taiwan (1,422).

The APAC Travel Trends report primarily looked at bookings growth in 2019, against the previous year, to inform trends for 2020. The reference to 'bookings' within the report are redirects made on the Skyscanner platform (i.e.: when a traveller selects a flight option with a partner on the Skyscanner booking panel).

Price change or fare savings is calculated by how much the average flight price has increased or decreased in 2019 when compared to the average flight price in 2018, unless otherwise stated.

About Skyscanner Travel Insight

Travel Insight is Skyscanner's powerful business planning and analytics data source based on a big data set that draws data from the search behaviour of 100 million Skyscanner users every month and is updated daily to offer unique insight and market intelligence into what travellers want today and in the future. The travel analytics offered through Travel Insight also helps leading airlines plan routes and revenue management, airports around the world to find new opportunities and catchment areas, and tourism boards to shape demand.



About Skyscanner

When we started in 2003, we set out to do things differently. We wanted to show all flight options in one place, creating a simple alternative to the confusing sites that make travel feel like hard work.

Fast forward to today and we've gone from a flight search engine to a global leader in travel, working with 1,200 travel partners. We're proud that more than 100 million people across the world rely on our app and website each month to help them with their travel plans. Dedicated to making travel as simple as possible, we help each and every one of them find the best options across flights, hotels and car hire to book the perfect trip. But we're not stopping there. It's our mission to lead the global transformation to modern and sustainable travel.

Now part of Trip.com Group, we're operationally independent and growing fast, with offices across Europe, North America and Asia.

For more information, visit [skyscanner.com.sg/about-us](https://www.skyscanner.com.sg/about-us)

For any media inquiries, contact us at traveltrends@skyscanner.net

This report is intended for general guidance and information purposes only. This report is under no circumstances intended to be used or considered as financial or investment advice. This report (including any enclosures and attachments) has been prepared solely for the purpose for which it is provided. Unless we provide prior written consent, no part of this report should be reproduced, distributed or communicated to any third party without citing the source. We do not accept any liability if this report is used for an alternative purpose from which it is intended, nor to any third party in respect of this report.